








| | TYPE | INSIDE LENGTH | INSIDE WIDTH | INSIDE HEIGHT | DOOR WIDTH | DOOR HEIGHT | CAPACITY | TARE WEIGHT | MAX CARGO WEIGHT |
|---|------------------------------|---------------|--------------|---------------|------------|-------------|------------------------------|--------------|------------------|
|  | 20' DRY CONTAINER | 5.895 m | 2.350 m | 2.392 m | 2.340 m | 2.292 m | 33 m ³ | 2230 Kgs | 28230 Kgs |
| | 40' DRY CONTAINER | 12.029 m | 2.350 m | 2.392 m | 2.340 m | 2.292 m | 67 m ³ | 3780 Kgs | 26700 Kgs |
|  | 40' HIGH CUBE CONTAINER | 12.020 mm | 2.340 mm | 2.680 mm | 2.290 m | 2.570 m | 75.70 / 76.00 m ³ | 3800-4150 kg | 26580-26600 kg |
|  | 40' HC PALLET WIDE CONTAINER | 12.036mm | 2.392mm | 2.698mm | 2.360mm | 2.585mm | 79m ³ | 3.940 Kg | 29.130 Kg |
|  | 20' OPEN TOP CONTAINER | 5.888 m | 2.345 m | 2.315 m | 2.286 m | 2.184 m | 32 m ³ | 2250 Kgs | 30480 Kgs |
| | 40' OPEN TOP CONTAINER | 12.029 m | 2.342 m | 2.326 m | 2.341 m | 2.274 m | 65 m ³ | 3810 Kgs | 26670 Kgs |
|  | 20' FLAT RACK CONTAINER | 5.698 m | 2.230 m | 2.255 m | - | - | - | 2500 Kgs | 21500 Kgs |
| | 40' FLAT RACK CONTAINER | 11.832 m | 2.228 m | 1.981 m | - | - | - | 4200 Kgs | 40800 Kgs |
|  | 20' REEFER CONTAINER | 5.724 m | 2.286 m | 2.014 m | 2.286 m | 2.067 m | 26 m ³ | 2550 Kgs | 21450 Kgs |
| | 40' REEFER CONTAINER | 11.840 m | 2.286 m | 2.120 m | 2.286 m | 2.195 m | 60 m ³ | 3850 Kgs | 26630 Kgs |
|  | TANK CONTAINER | 6.058 m | 2.438 m | 2.438 m | - | - | - | 4190 Kgs | 26290 Kgs |

